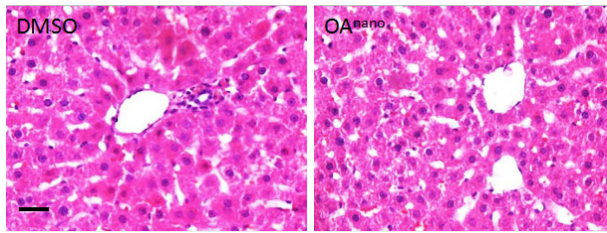
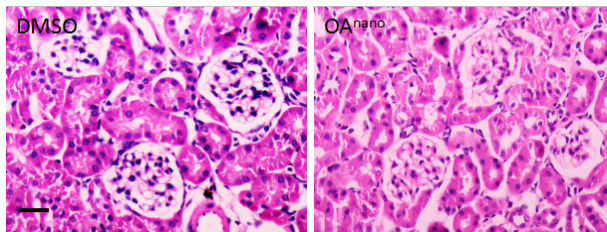


Supplementary Figures

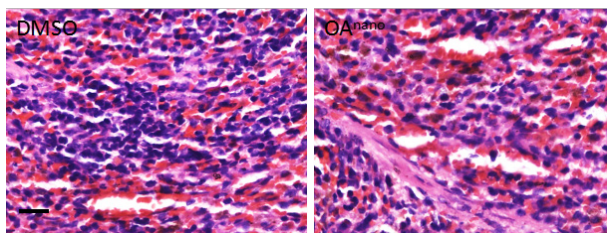
A



B



C



Supplementary figures OA^{nano} treatment did not elicit overt cellular and tissue destruction in the liver, kidney and spleen

A: H&E staining of liver obtained from nude mice after treatment by OA^{nano} and DMSO for 3 weeks.

B: H&E staining of kidney obtained from nude mice after treatment by OA^{nano} and DMSO for 3 weeks.

C: H&E staining of spleen obtained from nude mice after treatment by OA^{nano} and DMSO for 3 weeks.