

**Table S1 miRNAs targeting lncRNAs of bladder cancer.**

<b>lncRNA</b>	<b>miRNA</b>
AC011374.1	hsa-mir-372, hsa-mir-373
AC012640.1	hsa-mir-216b, hsa-mir-383
AC092811.1	hsa-mir-211
ADAMTS9-AS1	hsa-mir-216a
AL139002.1	hsa-mir-215
AL157387.1	hsa-mir-375
AL353597.1	hsa-mir-215, hsa-mir-216b
C12orf77	hsa-mir-372, hsa-mir-373, hsa-mir-215, hsa-mir-206, hsa-mir-211, hsa-mir-216b
C7orf71	hsa-mir-217, hsa-mir-508
DAPK1-IT1	hsa-mir-215, hsa-mir-206, hsa-mir-211
FAM181A-AS1	hsa-mir-206, hsa-mir-211, hsa-mir-216b, hsa-mir-508
GLIS3-AS1	hsa-mir-206, hsa-mir-506
LINC00028	hsa-mir-211, hsa-mir-216a, hsa-mir-383
LINC00052	hsa-mir-216b, hsa-mir-217
LINC00112	hsa-mir-508, hsa-mir-122
LINC00158	hsa-mir-206, hsa-mir-211, hsa-mir-375
LINC00266-1	hsa-mir-217
LINC00458	hsa-mir-211, hsa-mir-122, hsa-mir-506, hsa-mir-375, hsa-mir-383
LINC00523	hsa-mir-215, hsa-mir-217, hsa-mir-508, hsa-mir-122
MAGI1-AS1	hsa-mir-508
MEG8	hsa-mir-206, hsa-mir-506
MIR7-3HG	hsa-mir-211
NAV2-AS2	hsa-mir-211, hsa-mir-122
RMRP	hsa-mir-206, hsa-mir-122
SMCR5	hsa-mir-372, hsa-mir-373, hsa-mir-215, hsa-mir-206, hsa-mir-211
SOX2-OT	hsa-mir-215, hsa-mir-206, hsa-mir-211, hsa-mir-216b, hsa-mir-508, hsa-mir-122, hsa-mir-506, hsa-mir-375
ST7-AS2	hsa-mir-215, hsa-mir-206, hsa-mir-211, hsa-mir-216b, hsa-mir-122
STEAP3-AS1	hsa-mir-372, hsa-mir-373, hsa-mir-215, hsa-mir-206, hsa-mir-211, hsa-mir-217, hsa-mir-122, hsa-mir-506, hsa-mir-383
ZNF385D-AS2	hsa-mir-375

**Table S2 miRNAs targeting mRNAs of bladder cancer**

<b>miRNA</b>	<b>mRNA</b>
hsa-mir-372	LEFTY1
hsa-mir-383	DIO1
hsa-mir-375	ELAVL4
hsa-mir-211	PRLR
hsa-mir-373	LEFTY1

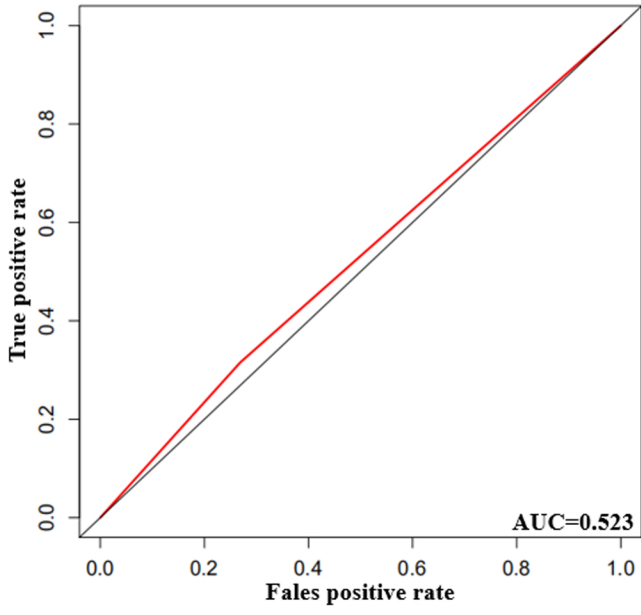
**Table S3 Prognostic value of the lncRNAs analyzed by univariate Cox's proportional hazards regression model**

lncRNA	HR	z value	P value
NAV2-AS2	1.29341153	3.901678729	9.55E-05
STEAP3-AS1	1.267430559	3.810852441	0.000138488
MEG8	1.237899498	2.822528236	0.004764663
MIR7-3HG	1.214849845	2.608994995	0.009080857
LINC00523	1.292727782	2.397639115	0.016501114
GLIS3-AS1	1.176873861	2.339809931	0.019293556
LINC00158	0.84189107	-2.284017853	0.022370482
AL139002.1	1.08961223	2.171480535	0.029894867
AC012640.1	1.222815845	2.113442353	0.034562924

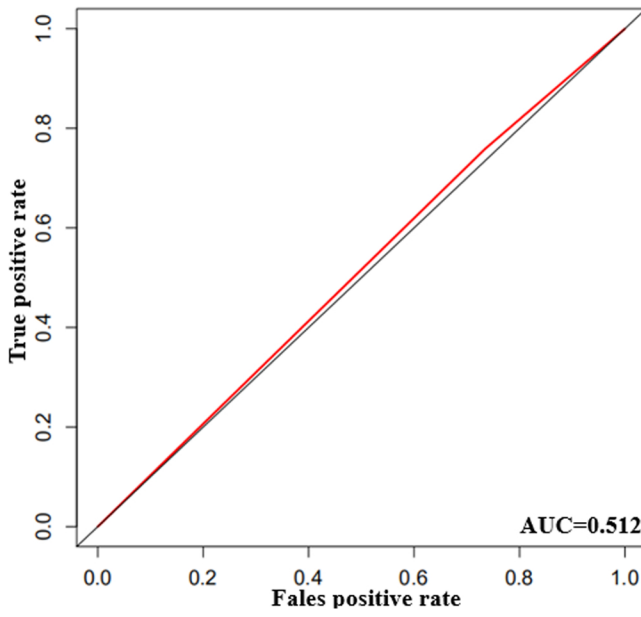
Abbreviations: log FC, log<sub>2</sub> Fold Change; FDR, False Discovery Rate

Figure S1

A



B



C

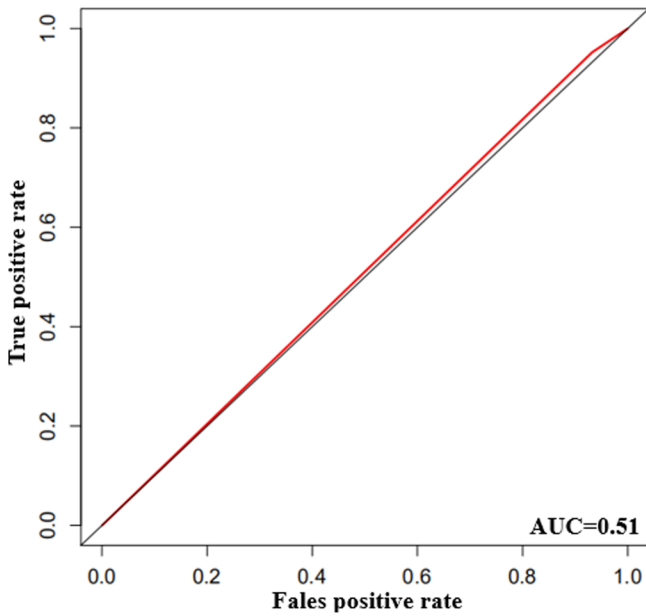


Figure S2

