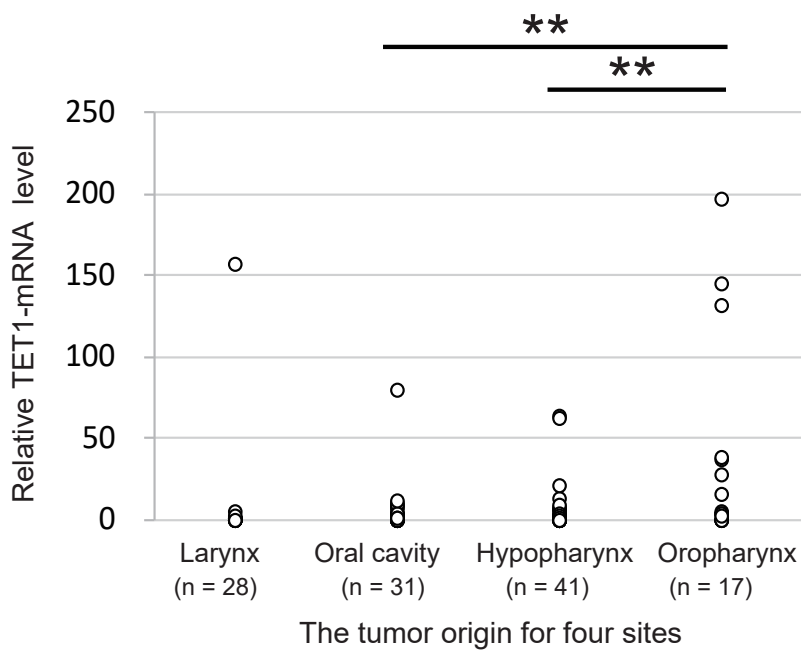
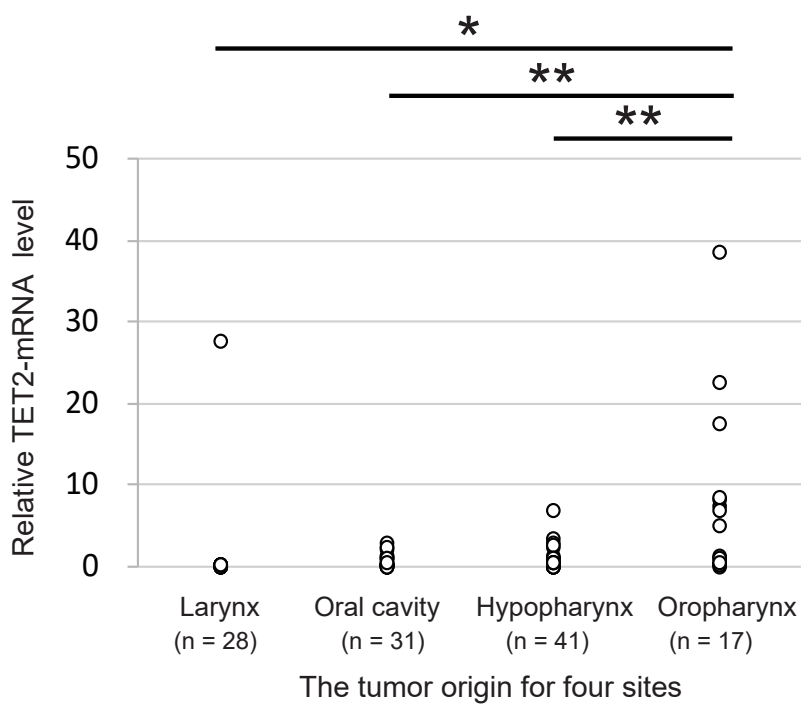


Figure S1 Kiyoshi Misawa

A



B



C

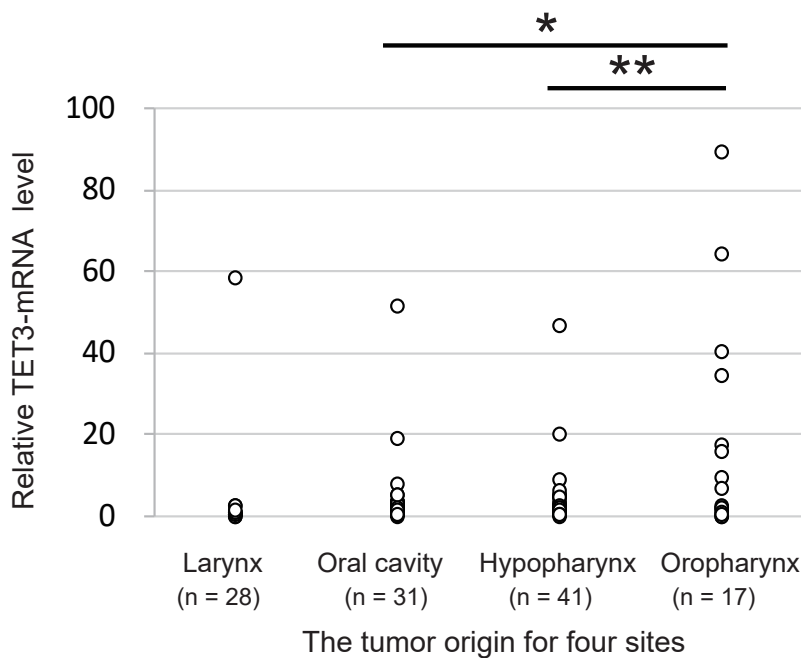


Table S1. Baseline characteristics of the HNSCC patients (n = 117)

| Characteristic | No. of patients (%) |
|--------------------|---------------------|
| Age | |
| < 65 | 42 (35.9%) |
| > 65 | 75 (64.1%) |
| Sex | |
| Female | 14 (12.0%) |
| Male | 103 (88.0%) |
| Tumor location | |
| Hypopharynx | 41 (35.0%) |
| Larynx | 28 (23.9%) |
| Oropharynx | 17 (14.5%) |
| Oral cavity | 31 (26.5%) |
| Alcohol exposure | |
| drinker | 94 (80.3%) |
| non drinker | 23 (19.7%) |
| Smoking status | |
| smoker | 98 (83.8%) |
| non smoker | 19 (16.2%) |
| HPV status | |
| positive | 14 (12.0%) |
| negative | 103 (88.0%) |
| Tumor size | |
| T1 | 9 (7.7%) |
| T2 | 39 (33.3%) |
| T3 | 28 (23.9%) |
| T4 | 41 (35.0%) |
| Lympho-node status | |
| N0 | 46 (39.3%) |
| N+ | 71 (60.7%) |
| Stage | |
| I | 7 (6.0%) |
| II | 13 (11.1%) |
| III | 26 (22.2%) |
| IV | 71 (60.7%) |
| Recurrence events | |
| positive | 45 (38.5%) |
| negative | 72 (61.5%) |