

Supplementary Table S1: search performed in Pubmed and Embase

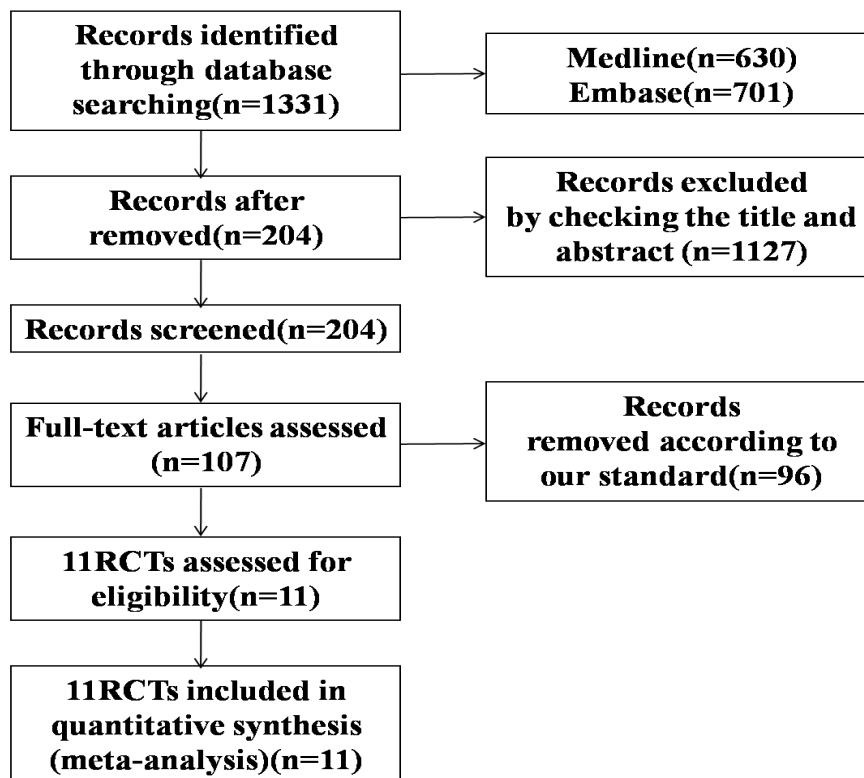
PubMed		
#1	((((((((Neoplasms) OR Neoplasia) OR Neoplasias) OR Neoplasm) OR Tumors) OR Tumor) OR Malignancy) OR Malignancies) OR Cancer) OR Cancers	4020910
#2	((((((((PD-L1) OR PDCD1LG1 protein) OR programmed cell death 1 ligand 1 protein) OR CD274 antigen) OR B7-H1 protein) OR B7H1 protein) OR PD-L1 protein) OR PDL1 protein)) OR (((((((((((Programmed Cell Death 1 Receptor) OR PD-1) OR PD-1 Receptor) OR PD 1 Receptor) OR Receptor, PD-1) OR CD279 Antigen) OR Antigen, CD279) OR PD1 Receptor) OR Receptor, PD1) OR Programmed Cell Death 1 Protein) OR Antigens, CD279) OR CD279 Antigens))	9492
#3	((((((((((((((((((((((Consolidation Chemotherapy) OR Chemotherapies, Consolidation) OR Chemotherapy, Consolidation) OR Consolidation Chemotherapies) OR Maintenance Chemotherapy) OR Chemotherapies, Maintenance) OR Chemotherapy, Maintenance) OR Maintenance Chemotherapies) OR Antineoplastic Combined Chemotherapy Protocols) OR Combined Antineoplastic Agents) OR Antineoplastic Agents, Combined) OR Agent, Combined Antineoplastic) OR Agents, Combined Antineoplastic) OR Antineoplastic Agent, Combined) OR Combined Antineoplastic Agent) OR Antineoplastic Combined Chemotherapy Regimens) OR Drug Combinations, Antineoplastic) OR Anticancer Drug Combinations) OR Anticancer Drug Combination) OR Drug Combination, Anticancer) OR Drug Combinations, Anticancer) OR Antineoplastic Drug Combinations) OR Antineoplastic Drug Combination) OR Combinations, Antineoplastic Drug) OR Drug Combination, Antineoplastic) OR Antineoplastic Chemotherapy Protocols) OR Antineoplastic Chemotherapy Protocol) OR Chemotherapy Protocol, Antineoplastic) OR Protocol, Antineoplastic Chemotherapy) OR Protocols, Antineoplastic Chemotherapy) OR Cancer Chemotherapy Protocols) OR Cancer Chemotherapy Protocol) OR Chemotherapy Protocol, Cancer) OR Chemotherapy Protocols, Cancer) OR Protocol, Cancer Chemotherapy) OR Protocols, Cancer Chemotherapy) OR Chemotherapy Protocols, Antineoplastic)) OR (((((((Docetaxel) OR dox) OR docetaxel hydrate) OR docetaxel trihydrate) OR docetaxol) OR Taxotere)) OR (((((((Dacarbazine) OR Dacarbazine Dimethyl Imidazole Carboxamide) OR Carboxamide, Dimethyl Imidazole) OR Imidazole Carboxamide, Dimethyl) OR DTIC) OR ICDT) OR Decarbazine)) OR (((((((Platinum) OR Platinum Diamminodichloride,) OR Diamminodichloride) OR Platinum) OR cis-Platinum) OR cis Platinum)) OR (((((((Carboplatin) OR Carbosin) OR Carbotec) OR Paraplatin) OR Carboplat)) OR cbp)	191553
#4	((((((((((randomized controlled trail) OR controlled clinical trail) OR randomized) OR placebo) OR drug therapy) OR randomly) OR trail) OR group))	5667922
#5	#1 AND #2 AND #3 AND #4 #1 AND #2 AND #4	Final search 630 1807
EMBASE		
#1	acral AND ('tumor'/exp OR tumor) OR 'neoplasms'/exp OR neoplasms OR (acral AND ('tumour'/exp OR tumour)) OR (('neoplasms'/exp OR neoplasms) AND by AND histologic AND type) OR (neoplasms, AND cystic, AND mucinous, AND serous) OR (neoplasms, AND embryonal AND mixed) OR (neoplasms, AND ('germ'/exp OR germ) AND ('cell'/exp OR cell) AND embryonal;) OR (neoplasms, AND glandular AND epithelial;) OR (neoplasms, AND 'hormone dependent;') OR (neoplasms, AND 'post traumatic') OR (neoplastic AND ('disease'/exp OR disease)) OR 'tumor'/exp OR tumor OR 'tumour'/exp OR tumour	4753260
#2	'pd 1'/exp OR 'pd 1' OR (('antigen'/exp OR antigen) AND cd279) OR (cd279 AND ('antigen'/exp OR antigen)) OR (('pd'/exp OR pd) AND 1 AND ('protein'/exp OR protein)) OR (pdc1 AND ('protein'/exp OR protein)) OR (programmed AND ('cell'/exp OR cell) AND ('death'/exp OR death) AND 1 AND ('protein'/exp OR protein)) OR (programmed AND ('cell'/exp OR cell) AND ('death'/exp OR death) AND 1 AND ('receptor'/exp OR receptor)) OR (programmed AND ('cell'/exp OR cell) AND ('death'/exp OR death) AND ('protein'/exp OR protein) AND 1) OR (programmed AND ('death'/exp OR death) AND 1 AND ('protein'/exp OR protein)) OR (programmed AND ('death'/exp OR death) AND ('protein'/exp OR protein) AND 1) OR (('protein'/exp OR protein) AND ('pd'/exp OR pd) AND 1) OR (('protein'/exp OR protein) AND pdc1) OR (('protein'/exp OR protein) AND programmed AND ('cell'/exp OR cell) AND ('death'/exp OR death) AND 1) OR (('protein'/exp OR protein) AND programmed AND ('death'/exp OR death) AND 1)	71159
#3	'chemotherapy'/exp OR chemotherapy OR (anticancer AND ('chemotherapy'/exp OR chemotherapy)) OR (antineoplastic AND ('chemotherapy'/exp OR chemotherapy)) OR 'carcinochemotherapy'/exp OR carcinochemotherapy OR 'cancer combination chemotherapy'/exp OR 'cancer combination chemotherapy' OR (('tumor'/exp OR tumor) AND ('chemotherapy'/exp OR chemotherapy)) OR (('tumour'/exp OR tumour) AND ('chemotherapy'/exp OR chemotherapy))	822854

#4	'colitis'/exp OR colitis OR (('colon'/exp OR colon) AND ('inflammation'/exp OR inflammation)) OR (('colon'/exp OR colon) AND inflammatory AND ('disease'/exp OR disease)) OR (inflammation, AND ('colon'/exp OR colon)) OR (segmental AND ('colitis'/exp OR colitis)) 224509 OR 'diarrhea'/exp OR diarrhea OR (diarrhea, AND toxic) OR 'diarrhoea'/exp OR diarrhoea OR (diarrhoea, AND toxic) OR (postoperative AND ('diarrhea'/expORdiarrhea)) OR (postoperative AND ('diarrhoea'/exp OR diarrhoea)) OR scour; OR (toxic AND ('diarrhea'/exp OR diarrhea)) OR (toxic AND ('diarrhoea'/expORdiarrhoea))	451648
#5	#1 AND #2 AND #3and #4	Final search 701

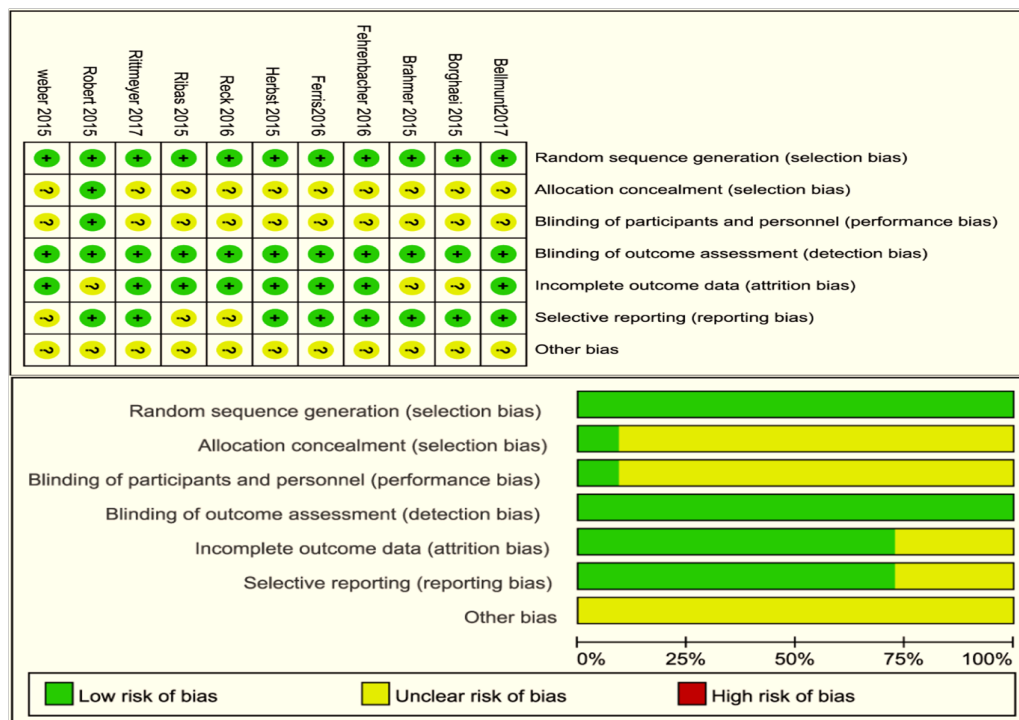
Supplementary Table S2: the grade of colitis and diarrrea according to Common Terminology Criteria for Adverse Events (CTCAE Version 4.0)

adverse event	Grade 1	Grade 2	Grade 3	Grade 4	Grade 5
colitis	Asymptomatic;clinical or diagnostic observations only; intervention not indicated	Abdominal pain; mucus or blood in stool	Severe abdominal pain; change in bowel habits; medical intervention indicated;peritoneal signs	Life-threatening consequences;urgent intervention indicated	death
diarrhea	Increase of <4 stools per day over baseline; mild increase in ostomy output compared to baseline	Increase of 4 - 6 stools per day over baseline; moderate increase in ostomy output	Increase of >=7 stools per day over baseline; incontinence;hospitalization indicated; severe increase in ostomy output compared to baseline;	Life-threatening consequences;urgent intervention indicated	death

Supplementary Figure S1: Flowchart depicting the RCTs selection process.



Supplementary Figure S2: Risk of bias summary.



(A): Bar chart comparing the percentage risk of bias for each included RCT. Low risk of bias (Green), high risk of bias (Red), and unclear risk of bias (Yellow). (B): Risk of bias for each included RCT, representing low risk of bias (+), high risk of bias (-), and unclear risk of bias (?).

Supplementary Table S3: Evaluation of publication bias in the PD1 group with Begg's and Egger's tests

	Trails	Heterogeneity		RR (95%CI)	Begg's test		Egger's test	
		P	I ²		Z	P	T	P
Diarrhea(G1-5)	9	0.001	66.6%	0.58(0.42,0.79)	0.62	0.53	1.02	0.34
Diarrhea(G3-5)	9	0.268	18.4%	0.53(0.25,1.14)	0.78	0.43	-1.39	0.19
Colitis(G1-5)	9	0.896	0%	2.69(1.15,6.29)	0.31	0.76	0.64	0.54
Colitis(G3-5)	9	0.991	0%	2.53(0.96,6.68)	0.89	0.37	0.14	0.89

G1-5: grade1-5; **G3-5:** grade3-5.

Supplementary Table S4: Sensitivity analysis

4.1. Sensitivity analysis for diarrhea (Grade1-5) in patients treated with **PD-1 inhibitor** versus chemotherapy

removed Study	Trials	Heterogeneity		RR (95%CI)	P
		P	I ²		
weber[2015]	8	0.001	69.50%	0.57(0.40-0.80)	0.001
Reck[2016]	8	0.003	64.20%	0.54(0.40-0.75)	<0.001
Robert[2015]	8	0.01	58.40%	0.54(0.40-0.73)	<0.001
Ribas [2015]	8	0.001	69.90%	0.55(0.40-0.77)	<0.001
Borghaei[2015]	8	0.006	61.10%	0.62(0.45-0.85)	0.003
Brahmer[2015]	8	0.001	66.90%	0.61(0.44-0.84)	0.003
Herbst et al. [2015]	8	0.004	65.00%	0.65(0.47-0.91)	0.012
Bellmunt[2017]	8	0.001	69.40%	0.56(0.40-0.80)	0.002
Ferris[2016]	8	0.001	69.70%	0.58(0.42-0.83)	0.002

4.2. Sensitivity analysis for diarrhea (Grade1-5) in patients treated with **pembrolizumab** versus chemotherapy

removed Study	Trials	Heterogeneity		RR (95%CI)	P
		P	I ²		
Ribas [2015]	3	0.013	72.30%	0.55(0.32-0.95)	0.033
Herbst et al. [2015]	3	0.37	4.50%	0.85(0.61-1.19)	0.351
Bellmunt[2017]	3	0.009	70.70%	0.60(0.33-1.09)	0.094

4.3. Sensitivity analysis for diarrhea (Grade1-5) in patients treated with **nivolumab** inhibitor versus chemotherapy therapy

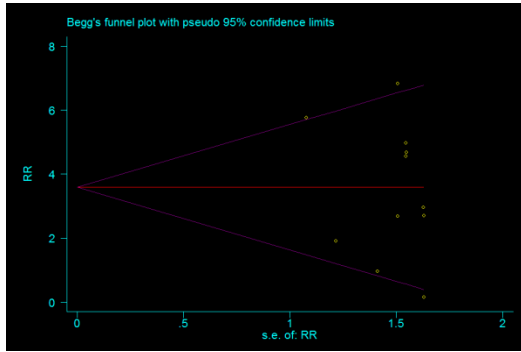
removed Study	Trials	Heterogeneity		RR (95%CI)	P
		P	I ²		
Robert[2015]	4	0.201	35.10%	0.45(0.31-0.63)	<0.001
Borghaei[2015]	4	0.032	65.90%	0.62(0.38-1.01)	0.058
Brahmer[2015]	4	0.004	77.40%	0.60(0.35-1.03)	0.062
Ferris[2016]	4	0.001	80.80%	0.55(0.31-0.99)	0.045

4.4. Sensitivity analysis for diarrhea(G1-5) in patients of **NSCLC** treated with **PD1/PD-L1** inhibitor versus chemotherapy therapy

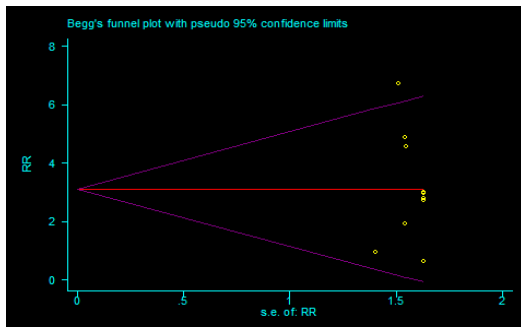
removed Study	Trials	Heterogeneity		RR (95%CI)	P
		P	I ²		
Reck[2016]	5	0.041	0.569	0.39(0.29-0.54)	<0.001
Borghaei[2015]	5	0.009	67.60%	0.47(0.32-0.69)	<0.001
Brahmer[2015]	5	0.004	71.50%	0.46(0.32-0.67)	<0.001
Herbst et al. [2015]	5	0.004	73.70%	0.49(0.32-0.74)	0.001
Fehrenbacher[2016]	5	0.005	70.50%	0.47(0.33-0.67)	<0.001
Rittmeyer[2017]	5	0.019	63.00%	0.41(0.28-0.61)	<0.001

Supplementary Figure S3: Begg's funnel plot

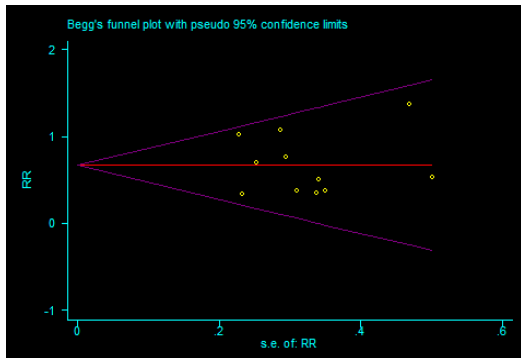
1.1. Begg's funnel plot for colitis (Grade1-5) in patients treated with PD-1 antibodies versus chemotherapy therapy



1.2. Begg's funnel plot for colitis (Grade3-5) in patients treated with PD-1 inhibitor versus chemotherapy therapy



1.3. Begg's funnel plot for diarrhea (Grade1-5) in patients treated with PD-1 inhibitor versus chemotherapy therapy



1.4. Begg's funnel plot for diarrhea (Grade3-5) in patients treated with PD-1 inhibitor versus chemotherapy therapy

